


In 2024, our office successfully **administered three elections** for the nearly 95,000 registered voters of Missoula County. In the May 7 school/special district and June 4 federal primary elections, voter turnout was just under 40%. However, during the Nov. 5 federal general election, we experienced a remarkable increase in **voter turnout of 77.65%**. This figure was only slightly lower than the pre-pandemic turnout for a presidential election year, and we served a record 73,907 voters.

### Who we are...

When you put it all together, 2024 was a monumental year for us! The federal general election was our largest to date. To help make this one election a success, it required:

- **6 full-time employees** clocking in 3,832 hours
- **78 election assistants and aides** working 7,618 hours
- **416 volunteers or election judges** contributing 3,790 hours

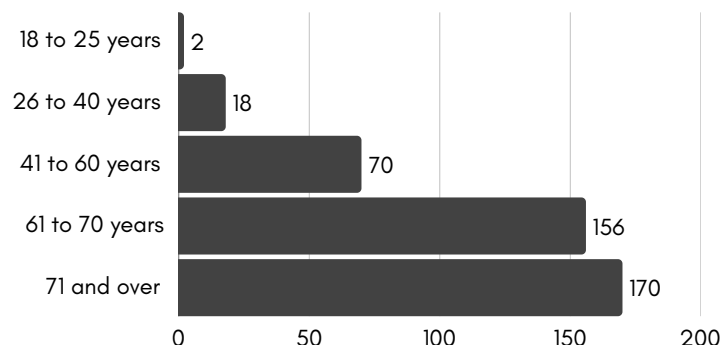
Adding it all up, administering one presidential election for 95,000 registered voters involves around 500 humans, 15,240 worked hours, and nearly \$300,000 spent solely on wages. For a detailed breakdown of costs by each election, see page two.



### FUN FACT

**20 years old = youngest election judge**  
**91 years old = oldest election judge**

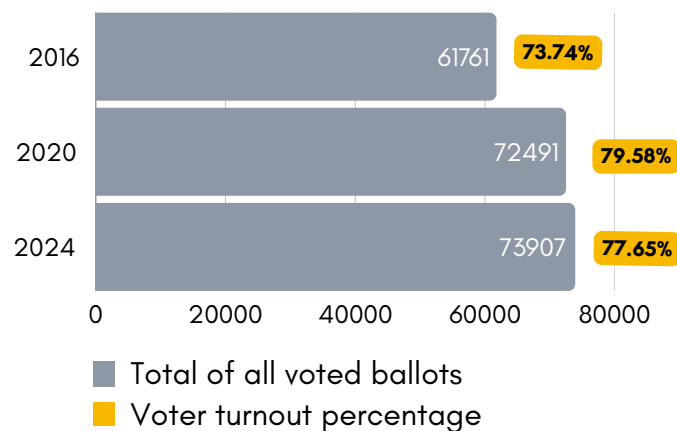
### Number of Election Judges/Poll Workers by Age



### Team Growth

Our team also grew to six full-time employees in 2024. This growth has helped increase our capacity and refocus our values. As we administer three local elections in 2025, and prepare for the larger 2026 election season, we are choosing to focus on our values of **balance, integrity, teamwork, adaptability, collaboration and community.**

### 2016-2024 Voter Turnout By Presidential Elections




### Petitions

In addition to our regular election duties, as we wrapped up the June primary, we received three statewide ballot issues requiring petition signature processing.

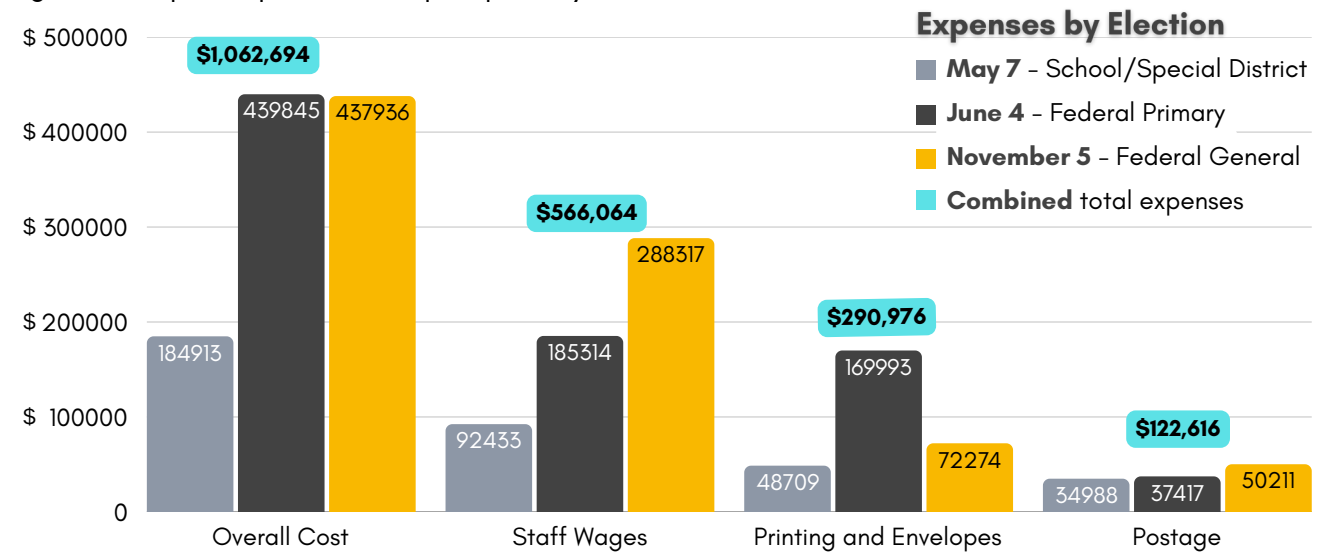
Within just two weeks, our team successfully **processed 79,631 signatures** (rejected and accepted combined) for CI-167, CI-127, and CI-128 in Missoula County.

Following this enormous achievement, our team dedicated an **extra 133 hours assisting other counties** finalize petitions, to help ensure our county colleagues met the tight petition deadline!



## Cost of Elections

The main expenses for each election include staff wages, printing and postage. The chart below illustrates the total costs associated with each election, along with a detailed breakdown of these major expenses. The June 4 and November 5 elections nearly cost the same, however, the primary election was the most expensive, largely due to the costs incurred from printing four ballots for every registered voter, allowing them to participate in an open primary.

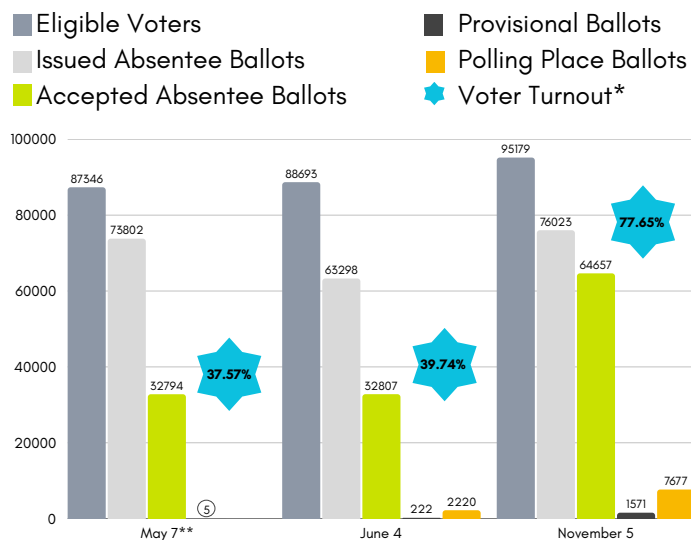


## Absentee vs. Polling Place Voting

In Missoula County, over 80% of voters are registered to vote by mail (absentee). Across three elections, we distributed 213,123 absentee ballots, with 130,258 (61%) being returned.

During the June and November elections, we collected 9,897 voted ballots from our 20 polling locations, which accounts for 9% of all ballots cast in the two federal elections.

### 2024 Ballots



\*Voter Turnout = total number of ballots cast divided by the total number of eligible voters

\*\*May 7 - mail only election - no polling places



## Voter Services Events

We are dedicated to improving access to voter services in our rural communities. For the general election on November 5, we organized **seven voter service events** in Seeley Lake, Lolo, Frenchtown, Gray Wolf, and at the University of Montana.

These events offered the same services as the Election Center during the presidential election, which enabled 529 residents the opportunity to vote early in person in their community. Additionally, over 500 absentee ballots were conveniently collected at these remote locations.